

Product Portfolio

2014

Issue 1



www.interlubesystems.com

Timken ILS, helping your business...

Boost profitability

Optimise productivity

Reduce process downtime

Improve performance

Regular
lubrication
acts as a
barrier

Automatic
lubrication
improves
safety

Regular
lubrication
reduces
downtime

Filtakleen
extends
oil life

Filtakleen
improves
machine
efficiency

Fuel Klenze
protects
engines



Global Leaders in Lubrication Systems

When looking to add value, choose Timken ILS products to help increase uptime, reduce maintenance costs and improve reliability.

Timken ILS Ltd has an exclusive product portfolio of lubrication equipment, oil filtration, oil management systems and fuel filtration products.

All Timken products are grounded in the knowledge of motion, lubrication friction and metallurgy resulting in more options to improve productivity.

This product portfolio enables Timken customers to see the vast range of products together with the extensive range of accessories that are on offer.

For each product detailed, Timken ILS has specific literature that relates to the equipment, this literature is detailed on the back cover of this brochure.



Lubrication

Interlube, established in 1922, is now a Timken brand. Timken ILS Ltd offers lubrications solutions, from single low cost gravity feed systems to automatic monitrol centralised lubrication systems for both grease and oil. All of our products are designed to increase uptime, reduce maintenance and improve efficiency.



Oil Filtration

Filtakleen is now a Timken brand. Filtakleen has been designed to extend machine life and reliability. We also offer an advanced oil filtration system to improve the cleanliness and extend the life of both hydraulic and engine oils.

Disclaimer: Whilst every effort has been made to ensure that this brochure is correct at the time of going to press, due to circumstances beyond Timken's reasonable control, changes may occur to products and prices offered. For latest specifications and prices please visit: www.interlubesystems.com

Contents

2	DF - Gravity Feed Lubricators	16-17	Parts and Accessories	32-33	Off-Road Accessories
3-5	Metered Valves / Positive Displacement	18-19	Grease Guns and Grease Pumps	34-35	Rotalube Chain Lubrication Systems
5	Junction and Junction Headers	20	Lubricants	36-37	RS - Automatic Oil Replenishment Systems
6	Dynamic - Positive Displacement System	21	Grease Filler Guns and Pumps	38-39	Filtakleen (By Pass Oil Filtration Systems)
7	Lubeplus E - Automatic Lubrication Kit	22-24	KP - Electric Keg (Drum) Pumps for Grease	40	MX200 / MX300 Mobile Filtration Units
8-11	AC - Multi-Line Pumps	25	Grease Spray Systems	40	Filtakleen / Fuel Klenze
12	AX - Multi-Line Pumps	26-27	Adaptors, Fittings and Accessories	41	Wind Energy Solutions
13	Heavy Duty Multi-Outlet Grease Pumps	28	Miscellaneous Fittings		
14-15	HDI - Progressive Systems	29	Pipes and Tubes		
		30	Pipes and Tubes Accessories		
		31	Miscellaneous Fittings		



DF – Gravity Feed Lubricators

The DF lubricators can drip oil directly on to cams, gears or slideways or brush oil on to chains.

These DF lubricators are ideal for small industrial or agricultural applications, when the installation of automatic lubrication is not viable.

Both "DF" versions of the Gravity Feed Lubricator are available as solenoid operated and manually operated and are supplied as standard with:

- ▶ Steel Mounting Plate/Lid
- ▶ Oil Filler Cap
- ▶ Robust Polypropylene Reservoir 1/2, 1 or 2 Ltr
- ▶ Fully adjustable drip feed regulator with sight glass



Solenoid

12V/24V DC electric shut off valve is connected to the machine. When the machine is shut off the solenoid will automatically isolate, preventing over lubrication if the machine is not in operation.



Manual

Manual shut off valve on/off.



< Fig 1: Solenoid



Chains



< Fig 2: Manual



Gears

For further information please ask for a technical information sheet.



Metered Valves / Positive Displacement

Meter Valve systems

Timken ILS flow units are non-adjustable capillary fittings installed at each lubrication point or fitted on a manifold to feed the lubricant points directly. The valves are suitable for hand operated pumps or automatic cyclic pumps LubepusE or GX.

The flow is one direction only, indicated by an arrow. The flow value number is stamped on the body; each increase in number doubles the oil delivery.

Positive Displacement Systems

Positive Displacement Valves (PDUs) deliver a precise volume of lubricant at the beginning of each pump cycle. Each unit in the range is stamped with a reference number denoting the discharge volume. The total oil delivery to a system can be further controlled by the pump lubrication frequency. The system operates intermittently, allowing PDUs to recharge for the next cycle.

Flow Value/Output Guide

Flow Value	Output at 100psi in cc/min
20	0.10
21	0.20
22	0.40
23	0.80
24	1.60
25	3.20
26	6.40
27	12.80
28	25.60
29	51.20



Lubeplus E



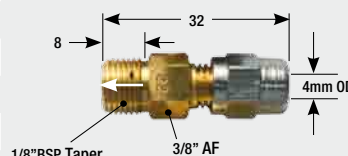
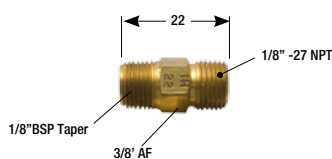
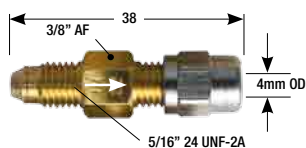
Lubeshot



GX Pump with in-built controller

Meter Valves (0.8 - 25 Bar) - Medium Pressure System

Junction IM	Flow Value	Part No	Tee IH	Flow Value	Part No
Screwed into tapped holes or junctions when feeding bearings through tail pipes	20	IM20	Used where connection is made with the main supply through a junction header	20	IH20
	21	IM21		21	IH21
	22	IM22		22	IH22
	23	IM23		23	IH23
	24	IM24		24	IH24
	25	IM25		25	IH25
	26	IM26		26	IH26
	27	IM27		27	IH27
	28	IM28		28	IH28
	29	IM29		29	IH29
Straight IW	Flow Value	Part No	Straight IB	Flow Value	Part No
For direct connection into bearings. Mounted directly at the bearing and used at the end of pressure lines	20	IW20	Mounted directly at the bearing and used at the end of pressure lines	20	IB20
	21	IW21		21	IB21
	22	IW22		22	IB22
	23	IW23		23	IB23
	24	IW24		24	IB24
	25	IW25		25	IB25
	26	IW26		26	IB26
	27	IW27		27	IB27
	28	IW28		28	IB28
	29	IW29		29	IB29



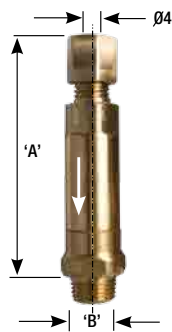
Suitable for oil viscosity 10-1800Cst

Meter Valves (10 - 30 Bar)

Bearing Mounted

Part No	Discharge Volume (cc)	Thread 'B'	Dim 'A' (mm)
PD3103	0.03	1/8in BSPT	51.5
PD3106	0.06		51.5
PD3110	0.10		51.5
PD3116	0.16		51.5
PD3125	0.25		57.5
PD3140	0.40		57.5
PD3160	0.60		57.5

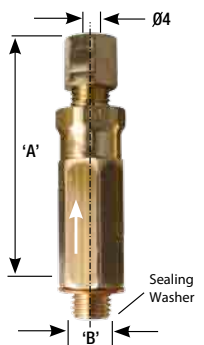
Supplied complete with nut and cone



Manifold Mounted

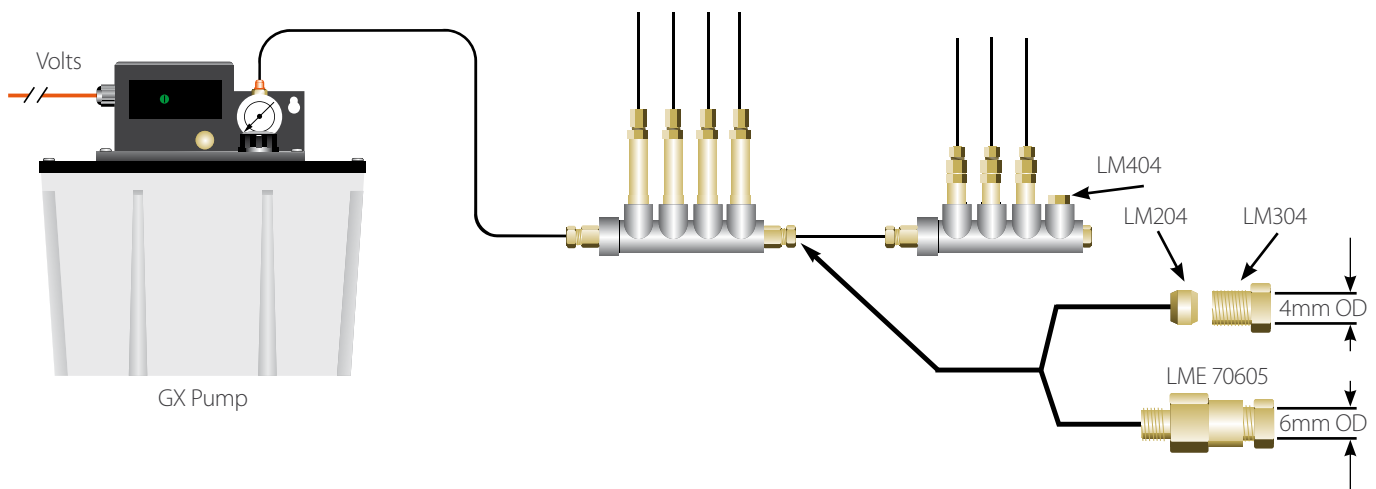
Part No	Discharge Volume (cc)	Thread 'B'	Dim 'A' (mm)
PD3403	0.03	M8 x 1	49.5
PD3406	0.06		49.5
PD3410	0.10		49.5
PD3416	0.16		49.5
PD3425	0.25		57.5
PD3440	0.40		57.5
PD3460	0.60		57.5

Supplied complete with nut, cone and sealing washer




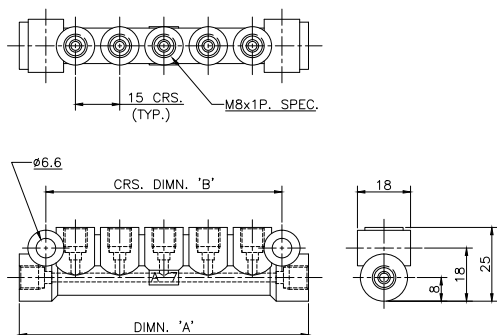
Suitable for Oils 10 - 1800cSt or NLGI000 Fluid greases.

Typical Setup



4 to 12 Way Single Manifolds

Type	Part No	'A'	'B'	'C'
4-way	MMS4	50	35	2
5-way	MMS5	65	51	3
6-way	MMS6	86	68	4
7-way	MMS7	98	80	5
8-way	MMS8	115	94	6
10-way	MMS10	137	123	8
12-way	MMS12	166	151	10

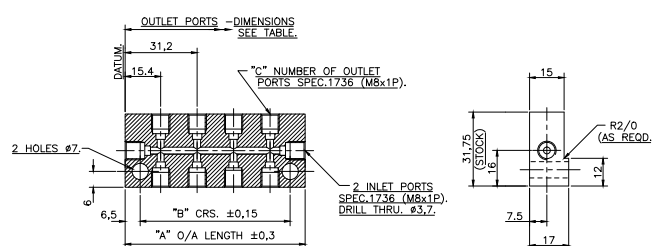


MMS6 Single Manifold



4 to 12 Way Double Manifolds

Type	Part No	'A'	'B'	'C'
6-way	MMD6	48	35	4
8-way	MMD8	65	51	6
10-way	MMD10	83	70	8
12-way	MMD12	97	83	10
14-way	MMD14	112	99	12



MMD 14 Double Manifold



Junction and Junction Headers




Fig 1



Fig 2



Fig 3



Fig 4



Junctions

Manufactured from Zinc Alloy suitable for 4mm (5/32") OD tubing

Part No	Description
114829	2 way junction Fig 1
114830	3 way junction Fig 2
114831	4 way junction Fig 3
118278	2 way junction Fig 4

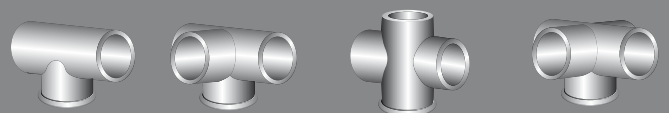


Fig 5



Fig 6



Fig 7



Fig 8



Junction Headers

Manufactured from Zinc Alloy, one hole tapped 1/8"NPT. Remaining holes tapped for 4mm (5/32") OD tubing

Part No	Description
114837	2 way junction Fig 5
114838	3 way junction Fig 6
114839	4 way junction Fig 7
114840	5 way junction Fig 8
114841	3 way junction Fig 9
114843	3 way junction Fig 10

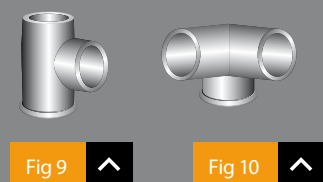


Fig 9



Fig 10




Dynamic – Positive Displacement System



Dynamic systems operate at high pressures and can cycle repeatedly quicker than conventional positive displacement pumps. Pump discharge is 10cm³ per stroke with maximum pump output of 100 Bar.

Note: All the PDUs in the system must be discharged by one stroke of the pump. Total volume output of the PDUs must not exceed 70% of the pump discharge.

Typical Setup



1:9 Ratio Piston Pump



Parts and Accessories

Dynamic Valves (15–100 Bar)

Part No	Valve Type	Output per cycle (cc)
28090-052	Dynamic Valve (5)	0.005
28090-102	Dynamic Valve (10)	0.010
28090-252	Dynamic Valve (25)	0.025
28090-502	Dynamic Valve (50)	0.050
28091-102	Dynamic Valve (100)	0.100
28091-252	Dynamic Valve (250)	0.250
28091-502	Dynamic Valve (500)	0.500
28092-102	Dynamic Valve (1000)	1.000




Dynamic Valve



Deutsche Tecalet Fittings for Dynamic PDU Systems

Profile	Manifolds Part No	Description
	43113-101	3 way single M10x1 threads
	43113-201	4 way single M10x1 threads
	43113-301	5 way single M10x1 threads
	43113-401	6 way single M10x1 threads
	43115-101	4 way double M10x1 threads
	43115-201	6 way double M10x1 threads
	43115-301	8 way double M10x1 threads
	43115-401	10 way double M10x1 threads

Profile	Misc Fittings	
	41560-251	Blanking plug M10x1
	41391-106	Sleeve nut 6mm tube x M10x1
	41388-301	6mm olive

Lubeplus E – Automatic Lubrication Kit

Lubeplus E automatically lubricates up to six chains/gears. This is a low cost, compact system which has been used successfully for many years. The kits detailed include all of the equipment

required to feed up to six application points automatically. The pump will operate at pre-set time intervals feeding flow units which are calibrated to apportion oil to a specific point.

Kit comprises:

- ▶ 1 x Lubeplus E cycle pump
- ▶ 1 x flow unit manifold
- ▶ 6 x flow units and blanks
- ▶ 6 x brushes
- ▶ 10m 4mm O.D nylon tube
- ▶ 2m x 6mm O.D steel tube (1m lengths)
- ▶ 6 x anchor blocks
- ▶ 4mm/6mm O.D compression fittings
- ▶ Clips + self tapping screws

Kit No	Cycle Time	Voltage
LIN 1821	60min	110/240
LIN 1822	30min	110/240
LIN 1823	5min	24V DC

Lubeplus E >



Ordering Method

Before selecting the model number it will be necessary to decide the mains operating voltage, the output required and the free delivery cycle time, referring to the list of model numbers.

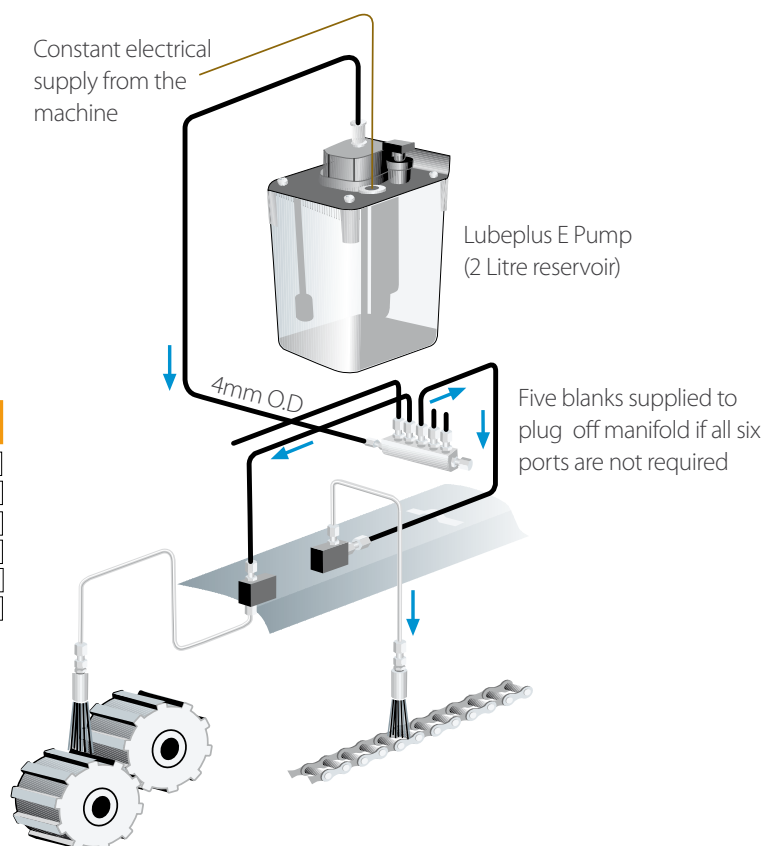
Example shown is a two litre reservoir, 115/230 V 50/60 Hz operating voltage with a two minute lubrication cycle, with an adjustable lubricant output of 7.5 to 75ml/hour.

LF	2	5	02
Reservoir Capacity	Operating Voltage	Cycle Time	Output - CCs
0.5 litre	115/230V. 50/60Hz	2 minutes	7.5 to 75
2 litre	115/230V. 60Hz	5 minutes	3.0 to 30
1 litre		10 minutes	1.5 to 15
		20 minutes	0.75 to 7.5
		30 minutes	0.5 to 5.0
		60 minutes	0.25 to 2.5

24 V DC versions available on request

Note: Motors are dual voltage 115/230V 50/60Hz

Constant electrical supply from the machine



Keeping the world moving...



AC – Multi-Line Pumps

These multi-line pumps are reliable and compact and offer large pump capability - they are capable of pumping lubricants from oil SAE 80/90 to NLGI2 greases.

AC pumps are available in 12 and 24 volt versions and have reservoir capabilities ranging from 1kg to 6kg.

The AC multi-line pumps feed grease directly to each connected point. The outlets on the AC pumps range from 1 to 60 points.



AC1



AC2









AC3




Parts and Accessories


Pump Elements

Profile	Colour	Stroke output cc	Part No (Ø4 Tube)
	Red	0.010	78033
	Green	0.015	78034
	Yellow	0.025	78035
	Blue	0.040	78036
	Grey	0.060	78037
	Black	0.100	78038


Capable of pumping oil or grease



Blanking Plugs

Profile	Part No.	Description
	34237-402	Pump Blanking Plug. To blank off unused ports on multi-line.


Nylon Tube

Profile	Part No.	Description
	152823/25	4mm OD primed with 000 grade grease 25m coil
	152823/50	4mm OD primed with 000 grade grease 50m coil
	152821/25	4mm OD primed with NLGI 2, 25m coil


Push Fittings – Straight Connectors

Profile	Part No.	Description
	PM 80412	4mm OD x 1/8" NPT
	PM 80484	4mm OD x 1/4" x 28UNF
	PM 80485	4mm OD x 5/16" x 24UNF
	PM 80487	4mm OD x 1/8" BSPT
	PM 80489	4mm OD x M6 x 1
	PM 80490	4mm OD x M8 x 1
	PM 80491	4mm OD x M8 x 1.25
	PM 80492	4mm OD x M10 x 1
	PM 80493	4mm OD x M10 x 1.5
	25478-056	4mm OD x 4mm OD Connector
	25487-020	5mm OD x 1/8BSPP
	25487-023	6mm OD x 1/8BSPP
	25487-024	4mm OD x 1/8BSPP
	25487-025	6mm OD x M8 x 1
	25487-056	4mm OD x M5 x 0.8
	25487-058	8mm OD x 1/4BSP
	25477-904	5mm OD x 1/8BSP


Push Fittings – 90° Elbows

Profile	Part No.	Description
	PM 90412	4mm OD x 1/8" NPT
	PM 90484	4mm OD x 1/4" x 28UNF
	PM 90485	4mm OD x 5/16" x 24UNF
	PM 90487	4mm OD x 1/8" BSPT
	PM 90489	4mm OD x M6 x 1
	PM 90490	4mm OD x M8 x 1
	PM 90491	4mm OD x M8 x 1.25
	PM 90492	4mm OD x M10 x 1
	PM 90493	4mm OD x M10 x 1.5
	25487-031	4mm Swivel elbow 1/4BSP
	25487-043	6mm Swivel elbow 1/8BSP
	25487-044	4mm Swivel elbow 1/8BSP
	25487-045	6mm Swivel elbow 1/4BSP
	25487-059	8mm Swivel elbow 1/4BSP
	25487-064	4mm Swivel elbow M6 x 1
	25478-051	5mm Swivel elbow M12 x 1

Conduit/Spiral Binding

Profile	Part No.	Description
	1837-001	Spiral binding 6mm ID 1-2 tubes
	1837-002	Spiral binding 8mm ID 3-4 tubes
	1837-003	Spiral binding 10mm 5-3 tubes
	1837-004	Spiral binding 14mm 8-12 tubes
	1837-005	Spiral binding 20mm 12-18 tubes
	27315 - 907	Split conduit 7mm
	27315 - 910	Split conduit 10mm
	27315 - 912	Split conduit 12mm
	27315 - 917	Split conduit 17mm

Numbered Sleeves

Profile	Part No.	Description
	OA 50397/1	for up to 12 point system
	OA 50397/2	for 13-24 point system
	OA 50397/3	for 25-36 point system
	OA 50397/4	for 37-48 point system
	OA 50397/5	for 49-60 point system



Features Include

- ▶ The multi-line concept allows each friction point to be lubricated independently by a pump element and via a pipe. The operation will take place whilst the vehicle/machine is in motion/operation.
- ▶ Fully adjustable controls
- ▶ Simple and easy to install
- ▶ Pre loomed kits can be supplied for OEM fitments.
- ▶ The AC multi-line pumps are used on many applications such as
 - ▶ Tipper & Trucks
 - ▶ Refuge vehicles
 - ▶ Buses
 - ▶ Cranes
 - ▶ Agricultural machines etc

< AC 12/24V

Typical Chassis Setup

Select a suitable mounting point for the Interlube AC pump on the chassis or vehicle body.

The loom to the lubrication points would be formed using 4 mm OD Semi Rigid Polyamide tube and push in fittings.

For repeat installations on fleets or for OEM fitments the looms can be pre-made prior to the installation to reduce installation time, which is a key factor in the cost.



The AC Pump shown in position on a vehicle chassis

>



Keeping services on-time

AX – Multi-Line Pumps

The AX multi-line pumps are used in many industrial applications with the motors being specified as 110V or 240V.

The pumps operate in the same way as the AC range and utilise the same pump

elements/accessories detailed on page 9, 10 and 11.

AX pumps are used on small to medium sized industrial machines such as:

- ▶ Packaging machines
- ▶ Food processing machines
- ▶ Paper converting machines
- ▶ Recycling machines etc



AX1 ^




AX2 ^



AX3 ^

Parts and Accessories

Pump Elements

Profile	Colour	Stroke output cc	Part No (Ø4 Tube)
  	Red	0.010	78033
	Green	0.015	78034
	Yellow	0.025	78035
  	Blue	0.040	78036
	Grey	0.060	78037
	Black	0.100	78038

Capable of pumping oil or grease




Heavy Duty Multi-Outlet Grease Pumps



Multi-Outlet Grease Pump

Major Radial Pumping Elements

Profile	Part No	Description
	67688	Pumping unit 3/8 OD tube
	67688/106	Pumping unit 8mm OD tube
	67688/107	Pumping unit 10mm OD tube
	67688/108	Pumping unit 1/4BSP male
	106050	Plug for unused outlets
	28280	Washer for plug


Delivery per stroke 0.02-0.5cc. Maximum output pressure 100 Bar.

Radial Major

Outlets: 1-30

Reservoir sizes: 4.5, 9, 27KG

Typical Setup



Major Radial Pumps are available for direct mechanical drive or complete motorised drive. There are many variations on drive speeds and together with fully adjustable pump elements the Radial Pump system can be designed to apply lubricant to some of the most demanding industrial applications. The outputs for the Radial pump can be used to feed SPL progressive divider valves. Typical Installations are:

- ▶ Water Treatment Works
- ▶ Cargo Cranes
- ▶ Steel Works etc



Helping businesses reach new heights...

Reliability
is key

Quality is
essential



HDI – Progressive Systems

Progressive Systems are designed to operate with industrial, on road and off road applications.

The durability and reliability of the HDI pumps and the SPL range of Progressive Divider Valves lend themselves to harsh applications.

The Timken ILS range of equipment is manufactured to the highest quality with pumps, valves and associated equipment being able to operate at over 350 Bar pressure if required to do so.



Features Include

- ▶ An economical solution for medium sized machines, progressive systems are capable of lubricating 100 or more points from one single pump, depending on machine size.
- ▶ The flow to each point with a progressive system is controlled by fixed proportions.
- ▶ Every lubrication point connected to the progressive system is monitored for blockages.
- ▶ Progressive systems can be used for oils and greases up to and including most greases to NLGI2.

^ HDI Pump

Parts and Accessories

Pump Elements with In-built Relief Valves

Part No	Max output/min pressure (Bar/PSI)	Output/min Volume	
		(cc)	(cu in)
PU 300-350	300 (4410)	3.2	(0.20)
PU 300-350-A	300 (4410)	3.2 - 1.4	(0.20-0.08)
PU 400-350	300 (4410)	3.2	(0.20)
PU 400-350-A	300 (4410)	3.2 - 1.4	(0.20 -0.08)

Operation conditions +40 C to -30C. Pump Element Outlet Size 6mm OD
Relief Valve Setting 350 BAR 5145 PSI
Standard HDI pump operates at 19/23revs/min



Standard Progressive Divider Valves

Part No	Number of Outlets	Monitoring	Max flow per min
SPL06	6		200 cc
SPL06-K	6	Indicator Pin	200 cc
SPL08	8		600 cc
SPL08-K	8	Indicator Pin	600 cc
SPL10	10		700 cc
SPL10-K	10	Indicator Pin	700 cc
SPL12	12		800 cc
SPL12-K	12	Indicator Pin	800 cc



Standard Progressive Divider Valves ^


Typical progressive system feeding 32 lubrication points with equal amounts of lubricant.



The HDI Range 3, 6, 9 & 15 KG Reservoirs ^

Parts and Accessories

Progressive Valve Fitted with Proximity Sensor



Divider Valve Fitted with a proximity sensor to monitor electrically the flow of lubricant


Low Level Sensor



Kit comprises: low level sensor, cable, plug, pump plug with internal loom to PCB


Part No	Description
HDI SP9/3P	Low level kit for 3Ltr moulded reservoir
HDI SP9/3	Low level kit for standard reservoir
HDI SP9/6	Low level kit for standard 6Ltr reservoir
HDI SP9/9	Low level kit for 9Ltr reservoir
HDI SP9/15	Low level kit for 15Ltr reservoir

Replacement Control Card




HD1 SP15 <

Return to Tank

Profile	Part No	Description
	HDI SP28	Pump outlet blanking plug
	HDI RT1	Return to tank fitting
	HDI SP3	Quick fill adaptor (m)

Check Valve Outlet Fittings

Profile	Part No	PU 300 - 350	Description
	SPL - CV - LL		MIO X 1 Check valve body
	SPL - CN - 6 - LL		Coupling nut 6mm OD
	SPL - OL - 6 - LL		Olive 6mm OD

Proximity Sensor Conversion Kit

Part No	Description
HDI SP4	Power/push button plug with 10m cable (A)
HDI SP8	Proximity alarm plug with internal loom (A+B)
HDI SP12/12-24V	7 pin plug & internal loom to PCB (B)



A

Proximity alarm plug A plus pump plug with internal loom to PCB



B

Proximity Adaptors



SPL-PA ^

Proximity Switch



SPL-PS ^

Fuse Holder



FU11 ^

Closure Plug



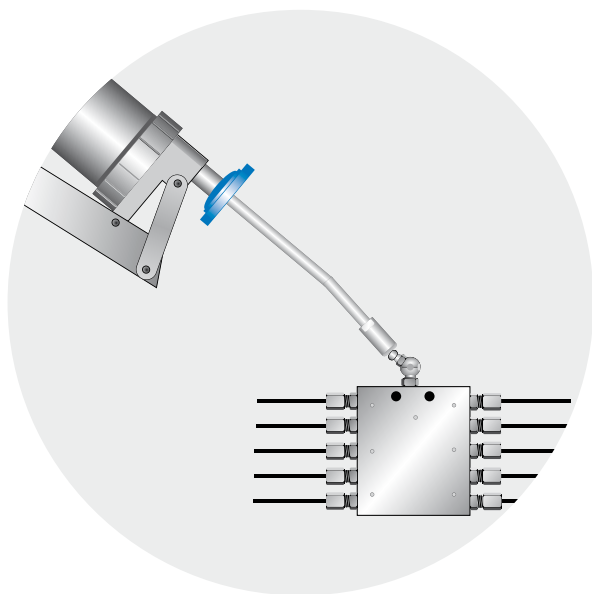
SPL-CP-10 ^

Push Button



12V HDI - PB-12
24V HDI - PB-24 <

Grease Guns and Grease Pumps



Heavy Duty Side Lever Grease Gun

Part No	Description
IL-356PK	Heavy duty side lever grease gun suitable for bulk fill or 400gm cartridges. Grease gun fitted with air bleed valve and supplied with a 6" rigid stem and 4 jaw hydraulic connector.



IL-356PK



Hand Operated Grease Pump

Heavy duty hand pump suitable for progressive divider valves.

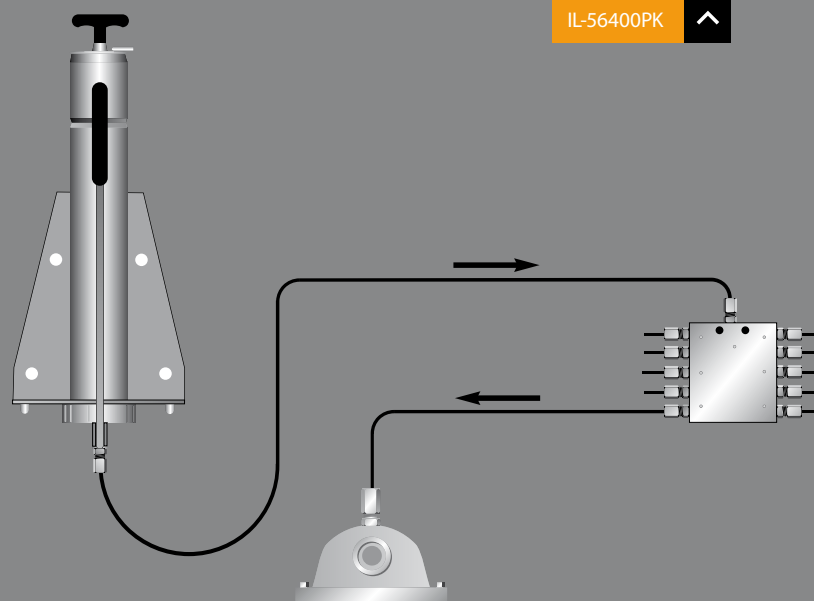
Part No	Description
IL-56400PK	Bracket mounted Hand Operated Grease Pump Reservoir capacity 500cc Bulk fill 400gm cartridges Maximum output: 300 bar Output per stroke 1.5cc/stroke

In certain progressive applications, where electrical or pneumatic supplies are not available, using a hand pump is often the best option.

When connected to a progressive system, operation of the hand pump will dispense grease to each connected point in turn. The system will not miss a point out and on re-lubrication will carry on where it finished during the previous lubrication cycle. (This is an economical alternative to the automatic system)



IL-56400PK



For our range of **GREASE** see page 20

Grease Guns and Grease Pumps



Air Operated Grease Pump Kit

- ▶ 50 : 1 Ratio pump
- ▶ Drum cover
- ▶ Follower plate
- ▶ 4m discharge hose and control valve
- ▶ 1.5m air hose
- ▶ Filter regulator and trolley
- ▶ Fixed systems for large capacity drums, (same as mobile units without trolley)

Part No	Description
FP12.5	Follower plate 190mm to 260mm
FP18	Follower plate 260mm to 298mm
FP20	Follower plate 300mm to 340mm
FP50	Follower plate 330mm to 370mm
FP180	Follower plate 550mm to 590mm

Part No	Keg Size	Description
IL-424150	12-18KG (35lb)	Mobile unit 310mm cover, 450mm down tube
IL-425150	50KG (120lb)	Mobile unit 405mm cover, 725mm down tube
IL-429000	180KG (400lb)	Static unit 610mm cover, 950mm down tube
IL-428243	180KG (400lb)	Mobile unit 610mm cover, 950mm down tube



Battery Operated Grease Gun - Manual Lubrication Made Safe

- ▶ 12V DC Grease gun suitable for bulk fill or cartridge
- ▶ Case and Strap
- ▶ Two batteries and 220-240V battery charger
- ▶ Output pressure 7500 PSI/518 Bar



< LX-1163-E

Part No	Description
LX-1163-E	Superluber kit complete
LX-1167	220V-240V charger
LX-1166	Field battery charger 12V
LX-1164	Spare battery

The battery operated grease gun with shoulder harness and one hand trigger requirement is designed specifically for one hand operation. This allows the free hand to locate the grease nipple on the machine and hold the connector on to the nipple regardless of location. Lubrication and greasing schedule times are reduced considerably using the Superluber.

Lubricants

Part No	Description	Sizes Available					Temp Range Deg C
		400gm	12.5kg	20kg	50kg	180kg	
Multipurpose EP2	Centralized lubrication system	✓	✓	✓	✓	✓	-20 to + 140
Heavy plant grease	Centralized systems on heavy plant	✓	✓	✓	✓	✓	-30 to + 150
FG fluid grease 000	Centralized lubrication		1 LTR Bottle				-35 to +40
FG fluid grease 000	Centralized lubrication		✓	✓			-35 to +40



Cartridges



Kegs



1 Litre Bottle

Greases

NLGI 2 Grade (Heavy Grease)

Part No	Description
25717-270/12.5kg	12.5kg drum
25717-270/20kg	20kg drum
25717-270/50kg	50kg drum

NLGI 000 Grade (Fluid Grease)

Part No	Description
25717-284	12 x 1 Litre bottles
25717-284/12.5kg	12.5kg drum
25717-284/20kg	20kg drum
25717-284/50kg	50kg drum



Heavy Duty Plant Grease

A premium quality grease for lubrication points via centralised lubrication systems on static and mobile plant

The grease has:

- ▶ Anti-wear additives
- ▶ Excellent load carrying properties
- ▶ Resistant to water washout
- ▶ Resistant to salt and chemicals
- ▶ Wide temperature range -30 to +150

All of the above help to prolong the life of the grease so re-lubrication does not have to be carried out as often, therefore reducing grease consumption and improving efficiency.

Grease Filler Guns and Pumps



Hand Operated Bulk Fill Pump

1.5m hose, female quick release coupling to fit directly on to the Interlube quick connect fitting on the pump.

Ideal for use with NLGI 1 or 2 greases.

Part No	Description
IL-108501	European Pump (12.5-18 KG), cover 265mm to 310mm
IL-108502	USA Pump (35lb), cover 285mm to 330mm
FP18	Grease follower plate 260mm to 298mm
FP20	Grease follower plate 300mm to 340mm

Hand Operated Quick-Fill Gun

Quick, easy and simple method of filling grease reservoirs, minimising the likelihood of contamination. For use with standard 400gm grease cartridges.

Part No	Description
QF-G-400	Quick Fill Gun
QF-G-AS	Straight Adaptor
QF-G-A90	90° Adaptor
QF-G-AL	Long Straight Adaptor

Parts and Accessories



QF-G-400



Pump filling adaptors



QF-G-AL



QF-G-A90 90 Degree



QF-G-AS



KEG PUMP

Versatile range of electric grease pumps
for industrial and off-road applications



Electric Grease Pumps



Industrial and Off-Road Applications

The KP keg pump is available to suit a range of keg sizes and has a multi functional controller built in to suit different types of system applications.

KP Grease Pump

- ▶ 24V dc
- ▶ 102 grams per min output
- ▶ 350 Bar maximum output pressure
- ▶ Supplied with or without controller
- ▶ To suit keg or (pail sizes):
12.5 (35lb), 20kg, 50kg (120lb) or 180kg (400lb)

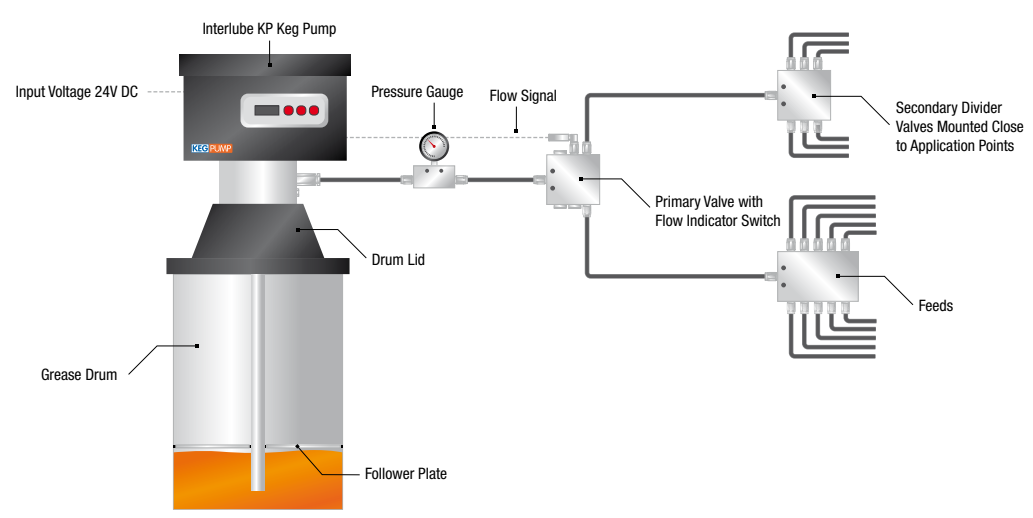
Multi-Functional Pump

- ▶ Progressive systems
- ▶ Automatic systems with manual hose reel back up facility
- ▶ Injector systems
- ▶ Dual line systems
- ▶ Grease spray systems

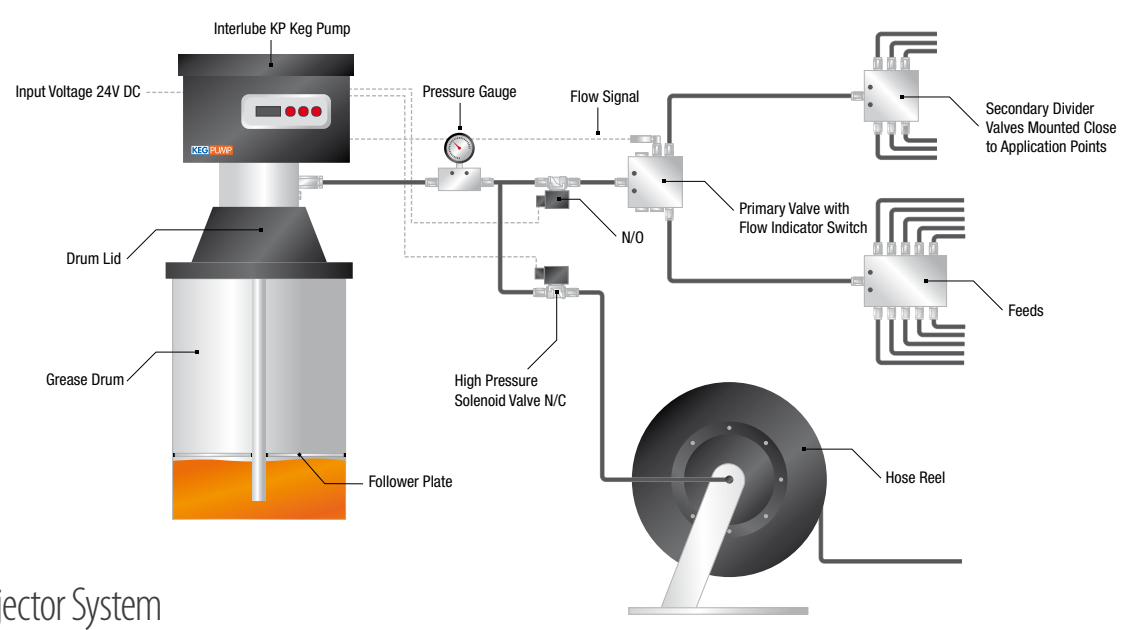


Typical Setup

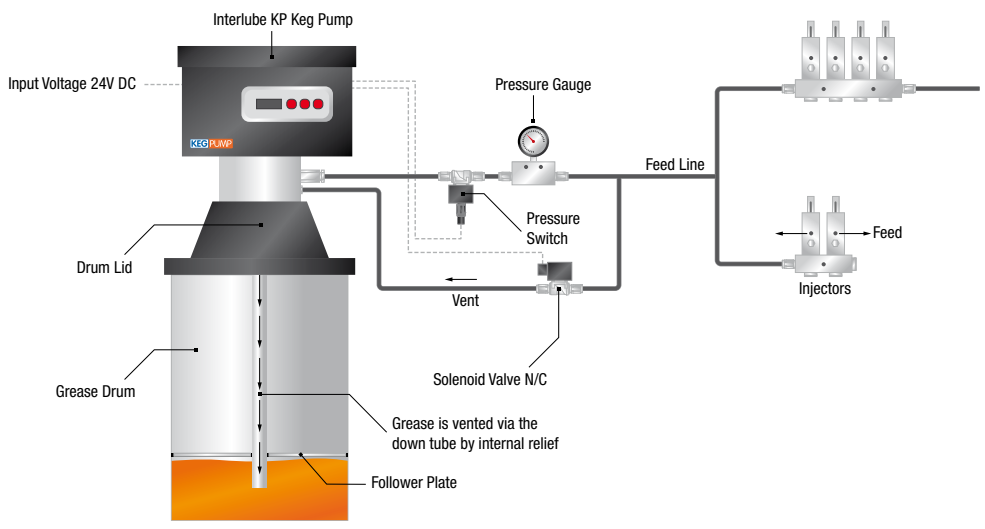
KP1100 Standard Progressive System



KP1200 - Hose Reel & Progressive Systems



KP1200 - Injector System



Grease Spray Systems

Grease Spray Systems supplied by Timken ILS are of the KP and progressive valve combination as illustrated below.

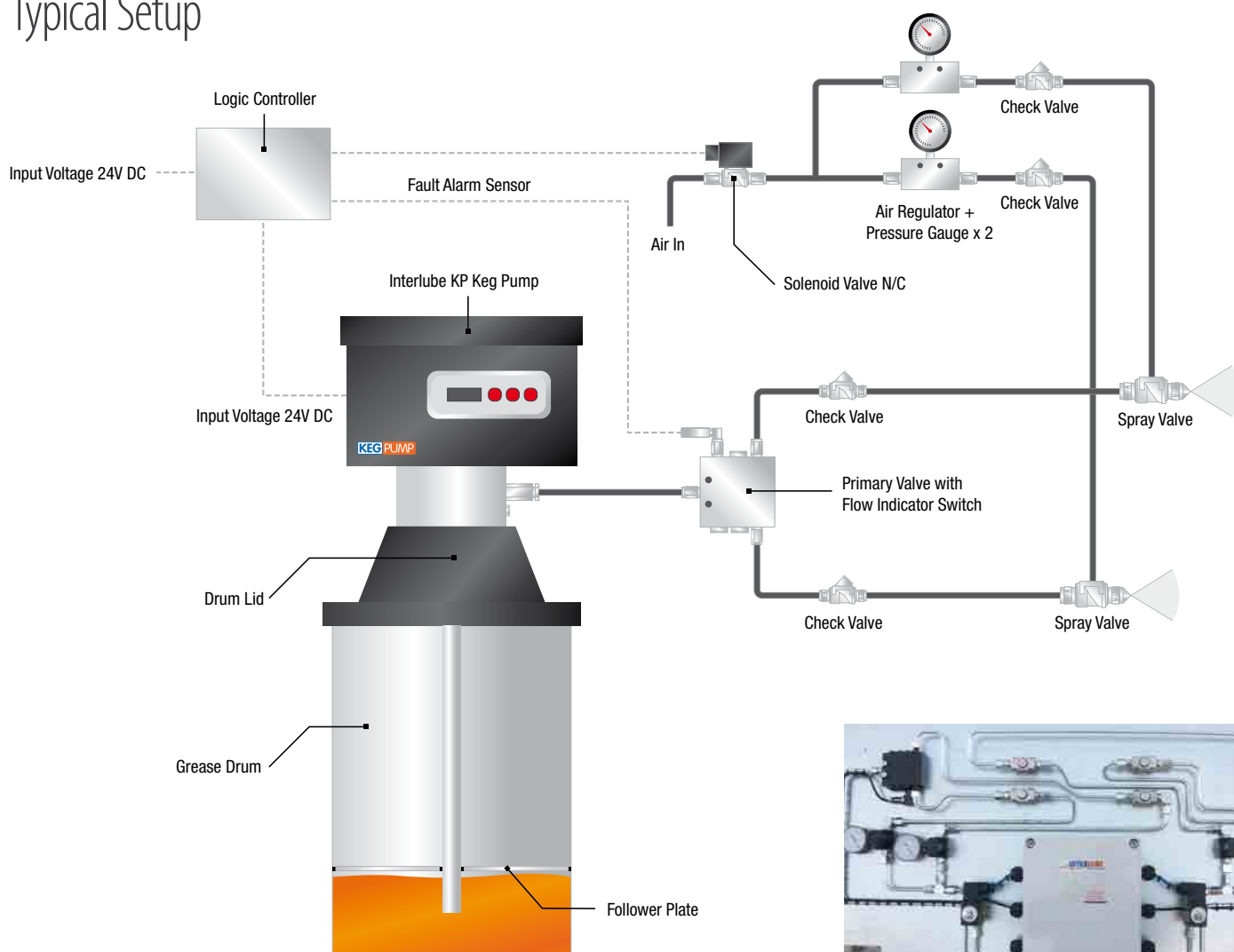
The system uses air to assist and carry the greases on to the gears.

Typical applications involve spraying measured amounts of grease on to the girth gears in Rotary Kilns, Coolers, Rod and Ball Mills and Crushers.

The KP pump and air solenoid valves will be controlled by the machine's own PLC or a Timken ILS stand-alone controller.

The controller or PLC will operate the pump and valves at pre-determined intervals and can be programmed to monitor system operation (correct flow of grease)

Typical Setup



Operation

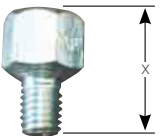
- ▶ Pump receives signal from logic controller.
- ▶ The logic controller operates the solenoid and a few seconds later operates the pump for the specified 'on' time.
- ▶ The pump delivers grease to divider block (with proximity flow sensor if required).
- ▶ With air and grease supplied to spray valve, the mixture is applied to the gear as long as pump is running.
- ▶ Air remains on for a few seconds after pump stops to clear grease from spray valves.

Adaptors, Fittings and Accessories


Timken ILS Lubrication fittings and accessories can be used for all your lubrication requirements.

Our fittings are used in all associated industries including; automotive, marine, truck and bus, construction, agricultural and process.


Reducing Adaptors

Profile	Part No	Description	Length mm X
	FRA-1/8F-1/4UNF	1/8"BSP(F) x 1/4" UNF(M)	22
	FRA-1/4F-1/8UNF	1/4"BSP(F) x 1/8" UNF(M)	16.5
	FRA-1/8F-8	1/8"BSP(F) x M8 x 1(M)	22
	FRA-8F-6M	8 x 1(F) x M6 x 1(M)	18


Extension Pieces

Profile	Part No	Description	Length mm X
	EXT-1/8-1	1/8"BSP(M)x(F)	23
	EXT-1/8-2	1/8"BSP(M)x(F)	35
	EXT-1/8-3	1/8"BSP(M)x(F)	50
	EXT-8	M8 x 1 (M)x(F)	18
	EXT-10	M10 x 1 (M)x(F)	18

45 Degree Adaptors


Profile	Part No	Description	Length mm X
	ADP-3-1/8F-1/8	1/8"BSP(M) x 1/8" BSP(F)	23
	ADP-3-8F-8	M8x1(M) x M8 x 1(F)	23

90 Degree Adaptors

Profile	Part No	Description	Length mm X
	ADP-2-1/8F-1/8	1/8"BSP(F) x 1/8"BSP(M)	23
	ADF-2-8F-8	M8 x 1(F) x M8 x 1(M)	23

Anchor Blocks


Part No	Description	Length mm X	
		X	Y
AB1	1 Way 1/8" BSP (F)	32	16
AB2	2 Way 1/8" BSP (F)	62	16
AB3	3 Way 1/8" BSP (F)	86	16
AB4	4 Way 1/8" BSP (F)	108	16
AB5	5 Way 1/8" BSP (F)	132	18
AB6	6 Way 1/8" BSP (F)	154	16



All Anchor Blocks are steel-plated and use standard M6x1 fixing bolts.


3-Way Anchor Block

Part No	Description	Length mm X	
		X	Y
ABT-1/4	3 Way 1/4" BSP	40	30




Compression Fittings


Male Connectors

Profile	Part No	Tube Size	Thread Size
	CF4 - 1 - 1/8	4mm	1/8" BSP
	CF4 - 1 - 6	4mm	M6x1
	CF4 - 1 - 8	4mm	M8x1
	CF4 - 1 - 10	4mm	M10x1
	CF6 - 1 - 1/4	6mm	1/4 BSP
	CF6 - 1 - 6	6mm	M6x1
	CF6 - 1 - 8	6mm	M8x1
	CF6 - 1 - 1/8	6mm	1/8BSP
	CF8 - 1 - 1/8	8mm	1/8
	CF10 - 1 - 1/4	10mm	1/4
	CF10 - 1 - 1/8	10mm	1/8

Straight Coupling


Profile	Part No	Tube Size
	CFU-4-4	4mm OD
	CFU-6-6	6mm OD
	CFU-8-8	8mm OD
	CFU-10-10	10mm OD

Reducing Connectors


Profile	Part No	Tube Size
	CFU-6-10	10mm to 6mm OD

Profile	Part No	Tube Size
	SWV-1-1/8-1/8F	Straight Swivels M/F 1/8"BSP
	SWV-2-1/8-1/8F	90° Swivel M/F


Male Elbows

Profile	Part No	Tube Size	Thread Size
	CF4 - 2 - 1/8	4mm	1/8"
	CF4 - 2 - 6	4mm	M6x1
	CF4 - 2 - 8	4mm	M8x1
	CF4 - 2 - 10	4mm	M10x1
	CF6 - 2 - 6	6mm	M6x1
	CF6 - 2 - 8	6mm	M8x1
	CF6 - 2 - 1/8	6mm	1/8BSP
	CF6 - 2 - 10	6mm	M10x1
	CF6 - 2 - 1/4	6mm	1/4

Equal Tees

Profile	Part No	Tube Size
	CF4-T	4mm OD
	CF6-T	6mm OD


Swivel Connectors 90°

Profile	Part No	Tube Size	Thread Size
	SWV-2-4D-1/8	1/8BSP	4mm
	SWV-2-6D-6	M6x1	6mm
	SWV-2-6D-8	M8x1	6mm
	SWV-2-6D-10	M10x1	6mm
	SWV-2-6D-1/8	1/8BSP	6mm



Miscellaneous Fittings


Straight Connectors

Profile	Part No	Tube Size	Thread Size
	LE 80512	4mm	1/8 NPT
	LE 80584	4mm	1/4 x 28UNF
	LE 80585	4mm	5/16 x 24UNF
	LE 80587	4mm	1/8 BSPT
	LE 80589	4mm	M6 x 1
	LE 80590	4mm	M8 x 1
	LE 80591	4mm	M8 x 1.25
	LE 80592	4mm	M10 x 1
	LE 80687	3/16in	1/8 BSP
	LE 80887	1/4in	1/8 BSP
	LME 70605	6mm	M8 x 1 (To fit into Manifolds)


Elbow Connectors

Profile	Part No	Tube Size	Thread Size
	LE 90512	4mm	1/8 NPT
	LE 90584	4mm	1/4 x 28UNF
	LE 90585	4mm	5/16 x 24UNF
	LE 90587	4mm	1/8 BSPT
	LE 90589	4mm	M6 x 1
	LE 90590	4mm	M8 x 1
	LE 90591	4mm	M8 x 1.25
	LE 90687	3/16in	1/8 BSP
	LE 90887	1/4in	1/8 BSP
	LE 90888	1/4in	1/4 BSP
	LE 91088	5/16in	1/4 BSP
	LE 91288	3/8in	1/4 BSP


Double Ended Connectors


Profile	Part No	Tube Size	Description
	25478-056	4mm	Push fit connector
	LE 505	4mm	Compression type
	LE 508	1/4in	Compression type
	LE 510	5/16in	Compression type
	LE 512	3/8in	Compression type
	LM 506	6mm	Compression type

Tee Assemblies


Profile	Part No	Tube Size	Description
	LE 05	4mm	Compression type
	LE 06	3/16in	Compression type
	LE 10	5/16in	Compression type
	LM 06	6mm	Compression type

Bulkhead Connectors

Profile	Part No	Tube Size	Description
	LE 60525	4mm	For 6mm plate
	LE 60550	4mm	For 13mm plate
	7616/1	4mm	For 3mm plate
	7616/2	4mm	For 16mm plate
	BHF6-1/8F	6mm x 1/8 BSP	BSF (F)



Sleeve Nuts

Profile	Part No	Tube Size	Thread Size
	LE 305	4mm (5/32)	5/16 x 24 UNF
	LE 306	3/16in	3/8 x 24 UNF
	LE 308	1/4in	7/16 x 20 UNF
	LE 310	5/16in	1/2 x 20 UNF
	LE 312	3/8in	9/16 x 18 UNF
	LM 304	4mm	M8 x 1
	LM 306	6mm	M10 x 1
	LM 308	8mm	M12 x 1
	LM 310	10mm	M16 x 1

Cones


Profile	Part No	Description
	LE 205	For 4mm (5/32) tube
	LE 206	For 3/16in tube
	LE 208	For 1/4in tube
	LE 210	For 5/16in tube
	LE 212	For 3/8in tube
	LM 206	For 6mm tube
	LM 308	For 8mm tube
	LM 210	For 10mm tube

Pipes and Tubes


Nylon Tube

Profile	Part No	Burst Pressure	Description
	152823/25	140 bar	4mm OD black tube filled with NLGI 000 grade x 25m
	152823/50	140 bar	4mm OD black tube filled with NLGI 000 grade x 50m
	152821/25	140 bar	4mm OD black tube filled with NLGI 2 grease x 25m
	152057/50	140 bar	4mm OD black tube unfilled x 50m
	152057/100	140 bar	4mm OD black tube unfilled x 100m
	152826/25	140 bar	4mm OD black tube filled with food grade grease x 25m
	136782	75 bar	6mm OD black tube unfilled 100m coil
	152820/25	75 bar	6mm OD black tube filled with NLGI 2 grease x 25m
	136873	68 bar	4mm OD natural tube unfilled 100m coil
	151083	68 bar	8mm OD black tube unfilled 100m coil
	136558	68 bar	6mm OD natural tube unfilled 100m coil
	152058	70 bar	5mm OD black tube unfilled 100m coil


Nylon Tube (High Pressure) Polyimide Tube

Profile	Part No	Tube (mm)	Burst Pressure
	TSL-6.0-1.5F	6mm O.D x 1.5mm wall grease filled	250 bar
	TSL-6.0-1.5U	6mm O.D x 1.5mm wall unfilled	250 bar

8.6mm High Pressure Braided Tube

Profile	Part No	Tube (mm)	Burst Pressure
	TML-8.6-2.3F	8.6mm OD x 2.3mm wall grease filled	250 bar
	TML-8.6-2.3U	8.6mm OD x 2.3mm wall unfilled	250 bar

Heavy Duty R2T Braided Hose


Profile	Part No	Description
	R2T - 1/4	Two wire double braided flexible hose ideal for heavy plant applications that are prone to site damage

Steel Tube

Profile	Part No	Description
	STP-6-1-SS	6mm x 1mm O.D Stainless steel
	STP-6-1	6mm x 1mm O.D Steel bundy
	STP-10-2	10mm x 2mm O.D Steel bundy
	STP-10-3.5	10mm x 3.5mm O.D Thick wall tube


Pipes and Tubes Accessories


Re-usable Studs and Sleeves

Profile	Part No	Description
	A) TML-8.6-FE	Re-usable sleeve for 8.6mm HP pipe
	B) 2RT-1/4-FE	Re-usable sleeve for Heavy Duty 2RT Hose
	C) TML-8.6-ST	Re-usable stud for 8.6mm H/P pipe (6mm O.D)
	D) 2RT-1/4-ST	Re-usable stud for Heavy Duty 2RT Hose (6mm)
	E) TML-8.6-ST-90L TML-8.6-ST-90S	Re-usable 90 Deg stud for 8.6 Hose (Long) Re-usable 90 Deg stud for 8.6 Hose

*For stainless steel prefix with SS


Protective Helix Plastic and Steel

Profile	Part No	Description
	HLX-P-12	Plastic Helix (12mm) 25m coil (see page 10 for additional sizes)
	HLX-S-10	10mm Steel Helix 10m coil
	HLX-S-20	20mm Steel Helix 10m coil




Heavy duty hose protected
^

P Clips

Profile	Part No	Description
	PG-6-10	6mm P Clip (10mm OD fixing hole)
	PG-10-10	10mm P Clip (10mm OD fixing hole)
	PG-13-10	13mm P Clip (10mm OD fixing hole)
	PG-16-10	16mm P Clip (10mm OD fixing hole)
	PG-21-10	21mm P Clip (10mm OD fixing hole)
	PG-25-10	25mm P Clip (10mm OD fixing hole)

Pipe Clips

Profile	Part No	Description
	120859	1 way for 4mm tube
	3821	2 way for 4mm tube
	3822	3 way for 4mm tube
	120863	1 way for 6mm tube
	120864	1 way for 10mm tube

Miscellaneous Fittings

Blanking Plugs

Profile	Part No	Description
	LE 405	For manifold fitting 5/16 x 24UNF thread
	LM 404	For manifold fitting M8 x 1 thread
	100727	With 1/8 BSP thread
	102017	With 1/4 BSP thread
	34237-402	For AC/AX/XGS pumps M12 x 1 thread

Brushes

Profile	Part No	Description	Dimensions (mm)
	BR-A18	18mm flat nylon 1/8 BSP	25(W) x 55(L)
	BR-A020	20mm Dia nylon 1/4 BSP	25(W) x 75(L)
	BR-A040	40 x 30 Flat nylon 1/4 BSP	40(W) x 30(D) x 40(H)
	BR-A060	60 x 30 Flat nylon 1/4 BSP	60(W) x 30(D) x 40(H)
	BR-A100	100 x 30 Flat nylon 1/4 BSP	100(W) x 30(D) x 40(H)

Smooth operator...

Off-Road Accessories

Central Bracket



STL-BKT-C

Steering Bracket



STL-BRT-STEER

Note: With this bracket the pipe clamps need to be ordered separately.

Link Arm Brackets (Dog Bone)



STL-BKT-DB

Tee Bracket



STL-BKT-T



STL-BKT-T



Off road accessories are key to successful and reliable installations. The off road machines are operated to their limits in harsh and arduous conditions, making it important that systems are installed correctly to improve durability and efficiency.

Off-Road Accessories

Bearing Inlet Adaptors



STL-SF-CAT1

STL-SF-CAT1H



STL-SF-CAT1L

Insert Adaptors



Part No	Description	Length mm X	
		Y	Ø
STL-SF-CIN	Bearing insert for 10mm thick tube, no thread	30	20
STL-SF-CI	Adaptor threaded M10 x 1 for the central bracket on opposite page	15	25
STL-SF-TB30	Welded Adaptor threaded M10 x 1 for Tee Bracket	30	18
STL-SF-TB60	Double weld adaptor threaded M10 x 1 double length	60	18

Pipe Clamps

Profile



Part No

Description

TC-9.5S	Pipe Clamp 9.5mm Single pipe
TC-9.5D	Pipe Clamp 9.5mm Double pipe
TC-16S	Pipe Clamp 16mm Single Pipe
TC-16D	Pipe Clamp 16mm Double Pipe

Weld Plates for SPL Divider Valves

Profile



Part No

Description

SPL-BP6	Weld Plate for SPL06 Divider Valve
SPL-BP8	Weld Plate for SPL08 Divider Valve
SPL-BP10	Weld Plate for SPL10 Divider Valve
SPL-BP12	Weld Plate for SPL12 Divider Valve

Bearing insert adaptor for 10mm thick tube

Inlet adaptor designed to protect the compression fitting



Rotalube Chain Lubrication Systems



The Rotalube Chain lubrication system is a unique and precise method of applying accurate amounts of oil on to the chain linkages.

The Rotalube is a controlled applicator that does not suffer from excessive wear, and maintains accurate lubrication whatever the condition of chain.

Technical Details

Lubricant Viscosity: Max 100Cst and Min 68Cst

Material: Stainless Steel Hub and Nylatrone Sprocket

Max Speed: 50m per min

Air Pressure: 5 to 20 PSI

Temp Max: 70 °C (158°F)

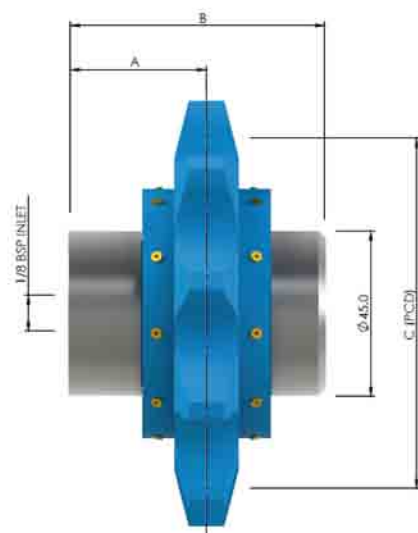
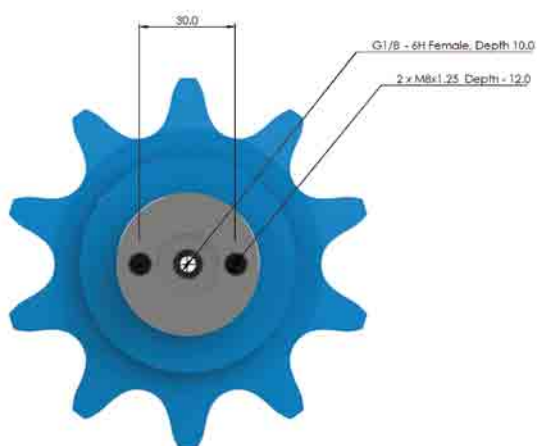
Temp Min: -20 °C (-68°F)

Benefits

At present, common systems used to lubricate chains are:-

- ▶ Drip feed systems
- ▶ Manual application
- ▶ Brush application
- ▶ Spit/spray systems

Rotalube lubricates more accurately, efficiently, reliably and significantly reduces lubricant consumption.



Standard Rotalube Applicators (Simplex)

A,B,C Dimensions mm

WITH brass inserts		British Standard	American Standard	A	B	C
Part No	Size					
RL-08B1	1/2in	✓		26.9	48.8	89.2
RL-10B1	5/8in	✓		28.3	51.5	91.4
RL-12B1	3/4in	✓		29.5	54.0	91.6
RL-16B1	1in	✓		35.9	66.8	98.1
RL-ASA40-1	1/2 in		✓	27.2	49.3	89.2
RL-ASA50-1	5/8in		✓	29.0	53.0	91.4
RL-ASA60-1	3/4in		✓	31.4	57.7	91.6
RL-ASA80-1	1in		✓	34.6	64.2	98.1
RL-ASA100-1 1	1/4in		✓	37.65	70.15	102.7
RL-ASA120-1 1	1/2in		✓	43.5	82.15	111.4

Standard Rotalube Applicators (Simplex)

A,B,C Dimensions mm

WITHOUT brass inserts		British Standard	American Standard	A	B	C
Part No	Size					
RL-08B1W	1/2in	✓		26.9	48.8	89.2
RL-10B1W	5/8in	✓		28.3	51.5	91.4
RL-12B1W	3/4in	✓		29.5	54.0	91.6
RL-16B1W	1in	✓		35.9	66.8	98.1
RL-ASA40-1W	1/2 in		✓	27.2	49.3	89.2
RL-ASA50-1W	5/8in		✓	29.0	53.0	91.4
RL-ASA60-1W	3/4in		✓	31.4	57.7	91.6
RL-ASA80-1W	1in		✓	34.6	64.2	98.1
RL-ASA100-1W 1	1/4in		✓	37.65	70.15	102.7
RL-ASA120-1W 1	1/2in		✓	43.5	82.15	111.4

Typical Setup for One Standard Rotalube (RLK001)




^ ACR3 Pump



^ ACR6 Pump

Typical Setup for Two Standard Rotalubes (RLK003)




Technical Details

Automatic Lubrication systems are sold in complete kits, these kits include the pump, controller, regulators, tube and fittings.

Please see RFQ link http://interlubesystems.co.uk/downloads/Rotalube_RFQ.pdf This is a request for quotation form and enables us to fully understand your chain lubrication requirements.



RS – Automatic Oil Replenishment Systems



Maintaining an optimal oil level at all times improves engine efficiency, minimises emissions and provides substantial cost savings to the operator. Trying to do this manually relies on vigilance and discipline from the driver and the maintenance staff.

Interlube Systems "RS" monitors the oil level in the engine and, if necessary, supplies a measured pre-set volume of oil from its own reservoir until the engine oil level is once again at an optimum level, thus removing the need for daily dipstick checks.

Applications include:

- ▶ Buses and coaches
- ▶ Refuse vehicles
- ▶ Generators
- ▶ Off-road applications

Remote Fill Model



Substantial Savings

The 12V/24V DC electric shut off valve is connected to the machine. When the machine is shut off, the solenoid will automatically isolate, preventing over-lubrication if the machine is not in operation.



System Features

- ▶ Engine ignition initiates oil level check.
- ▶ System health check performed on every start-up.
- ▶ A tilt switch fitted to the electronic control unit (ECU) overrides any erroneous readings.
- ▶ The ECU has complete memory function, monitors system status and controls and counts pump filling cycles.
- ▶ Field adjustable number of filling cycles.
- ▶ Fault diagnosis available in real time
- ▶ Cab mounted test push button with system status lights.
- ▶ Transient, Polarity and Short Circuit protection; and EMC compliant to 95/54EC.
- ▶ System comes complete with mounting brackets, pipe work and connectors.

Substantial Savings

- ▶ Only oil purchased from the depot is used
- ▶ Oil is of consistent quality
- ▶ Operation at optimum oil level ensured
- ▶ Less maintenance time on oil level checks
- ▶ Full history of oil consumption
- ▶ Reduced vehicle down time and repairs



Bulk Fill Model

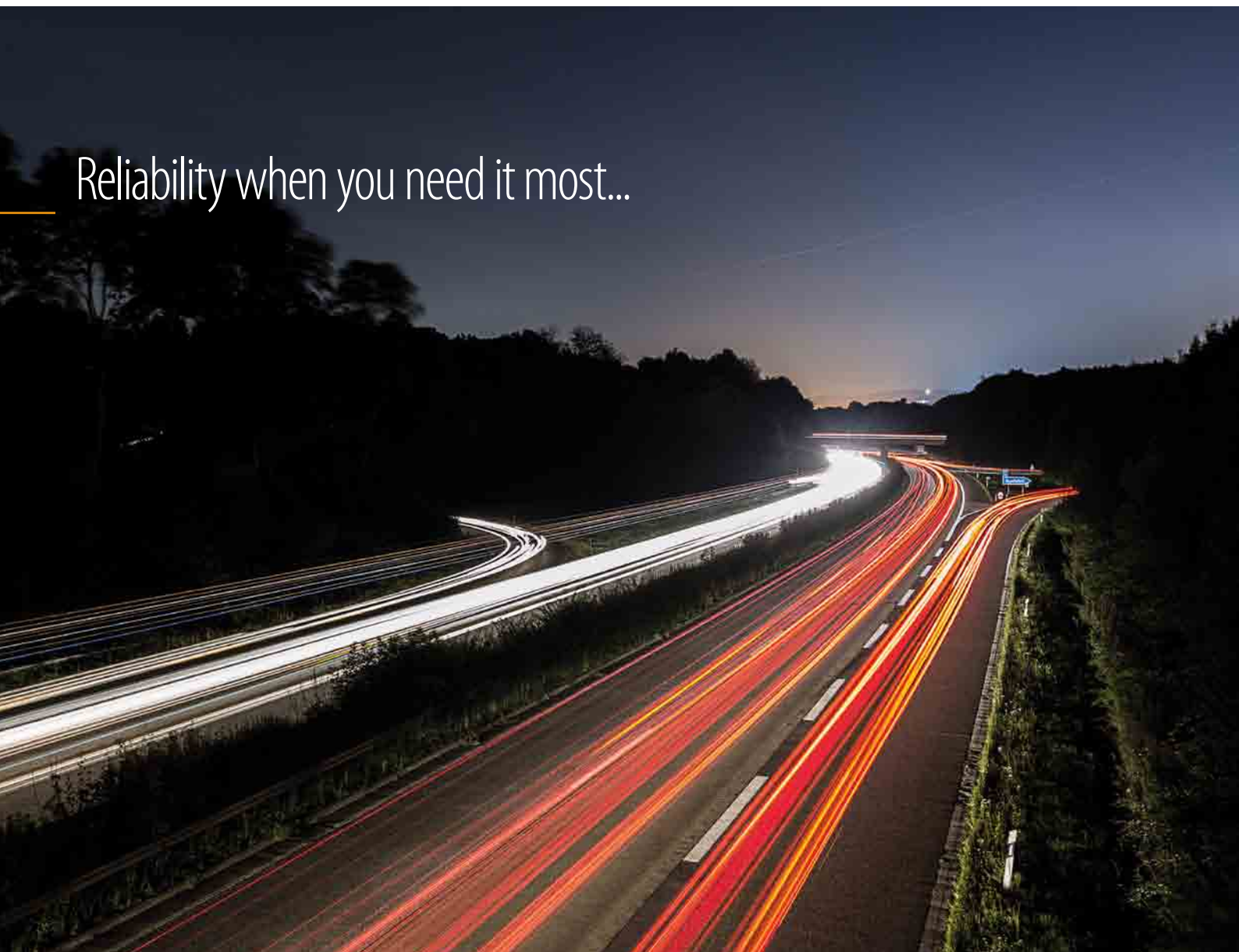
System Components

- ▶ Reservoir - semi transparent plastic, available in 5 litre and 15 litre options. Fitted with anti-splash filler breather assembly and low level sensor for monitoring filling cycles.
- ▶ Optional locking filler cap available.
- ▶ Pump - 300cc/min. gear pump driven by 12v. or 24v. d.c. 67W bi-directional motor supplying a 250cc measuring chamber.
- ▶ Measuring chamber expandable to a maximum 500cc.
- ▶ Sump oil sensing chamber - fitted with a level sensor the unit is mounted adjacent to the sump and piped directly to a sump plug adaptor. The level window ensures that the unit is fitted in the optimum position. Supplied complete with wiring and connectors for connection to the ECU.
- ▶ Systems come complete with oil replenishment pipe work and connectors to the engine.

Technical Specifications

Description	Specifications
Pump module supply voltage	12vdc or 24vdc
Power consumption	2.6A or 1.3A
Dimensions (mm) - 5 litres	338x373x159mm
Dimensions (mm) - 15 litres	355x355x150mm
Operating temperature	-25c to +40c
Complies with	EMC Tested / IP66 Protection

Reliability when you need it most...





By Pass Oil Filtration Systems

The Filtakleen range of filters have been developed to filter hydraulic oils, engine oils and other types of oil such as Gearbox Oil.

Benefits

- ▶ Prevents system wear: removes the sandpaper effect of fine particles and corrosion caused by the presence of water
- ▶ Enhance performance: prevents fine tolerance valves from sticking and increases the efficiency of the engine
- ▶ Improves reliability: Less component wear and reduces the risk of system failure
- ▶ Oil life: Increases oil life considerably.



Hydraulic Kit*

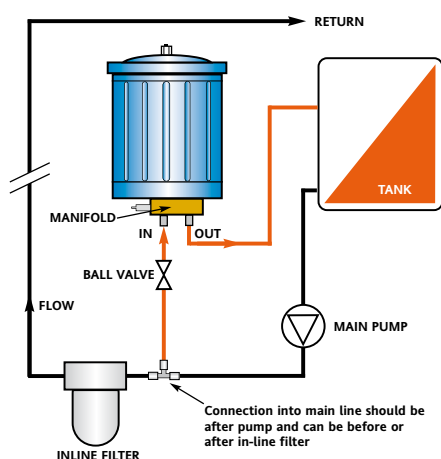
Part No	Description	Qty
7067A	Ball Valve 1/4 bsp	1
7070	R/U 3/8 Swept Elbow	1
7055	R/U RIT 3/8 Ferrule	2
7092	R/U 1/4 Swept Elbow	1
7054	R/U R2T 1/4 Insert	1
7052	R/U 1/4 Insert	1
7072	R/U 3/8 Insert	1
7060	R/U 3/8 90 Degree Elbow	1
7069	1/4 90 Degree Swivel Adaptor	1
7091	R/U 1/4 90 Degree Compact Elbow	1
7016A	Manifold block	1

Engine Kit*


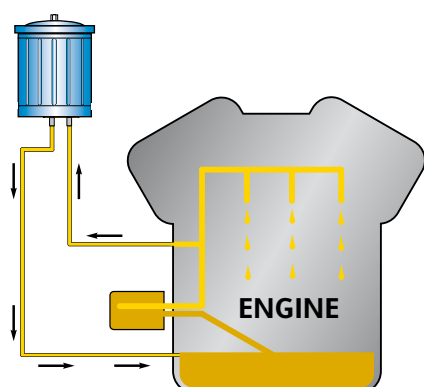
Part No	Description	Qty
17-17092	R/U 1/4 Swept Elbow	2
17-17052	R/U 1/4 Insert	2
17-17076	1/4 BSP 1/4 BSP Male Adaptor	2
17-17074T	1/8 BSP 1/4 BSP Male Adaptor	1
17-17056	R/U RIT 1/4 Ferrile	4

*Hose not supplied

Hydraulic System Fitment



Engine System Fitment



The high tech cartridges give continuous all round protection against ultra fine debris and water.

The changing of the filter element is extremely quick and easy. The lid is removed by unscrewing the retaining bolt and the old filter is simply removed and replaced by a new filter.

Cartridges

Part No	C58	C68	HYC78	MYC88	HYC78	MYC88
Height	78mm	114mm	114mm	114mm	114mm	114mm
Diameter	102mm	102mm	14mm	190mm	145mm	190mm
Filter Length	102m	114m	272m	460m	272m	460m
Surface Area	80,000 sq cm	130,000 sq cm	490,000 sq cm	524,000 sq cm	490,000 sq cm	524,000 sq cm
Weight	184g	300g	630g	1060g	630g	1060g

Mobile Cleaning Station (see pg 40)

Description	MX200	MX300
Mobile filtration unit with transfer ability	Yes	No
Transfer rate	20 Ltrs / Min	20 Ltrs / Min
Filtration rate	7.6 Ltrs / Min	7.6 Ltrs / Min
Dirt holding capacity	200g	200g
Water holding capacity	800 cc	800 cc
Motor	110V	110V
Oil cleanliness monitoring	No	No
Spare filter	MXC 88	MXC 88

MX200 / MX300 Mobile Filtration Units



Both the Filtakleen MX200 and MX300 models are supplied with one gear pump, trolley, two maxi filters, starter and interconnecting pipework.

The maxi filters are fitted In-line and will filter the oil to one micron.

The units are designed to be moved from one machine to the next so that routine filtration of sumps can be carried out around the factory floor.

The MX 200 has the capability to by-pass the two filters and be used as an oil transfer unit.

The MX Models can be used for:

- ▶ Periodic clean ups
- ▶ Pre-filtering of new oils
- ▶ Filling of tanks-sumps or reservoirs
- ▶ Oil transfer (no filtering) MX 200 only.



Economic Benefits

- ▶ Improves engine life
- ▶ Reduces downtime
- ▶ Extends the life of the standard filter
- ▶ Maintenance free - no moving parts
- ▶ Extends the life of injectors and pump(s)
- ▶ No ongoing costs

Environmental Benefits

- ▶ Cleaner engine combustion
- ▶ Save on paper consumables
- ▶ Reduction in land-fill
- ▶ Fewer unscheduled repairs and call outs
- ▶ Less filter replacement
- ▶ Improved fuel consumption

The Fuel Klenze units are fitted in the machine fuel line to remove 95% of solid contamination and 99.9% of visible water, including emulsified water, found in all types of fuels.

Wind Energy Solutions

The Wind Energy Lubrication System is an engineered system that meters the flow of grease in and out of the main shaft bearings, optimising bearing and seal performance. It ensures that fresh grease is provided over the lifecycle of the bearing, and that old grease is purged.

The Timken® Wind Energy Lubrication System - LP offers a value added, active-purge system that positively removes old grease without internal bearing cavity pressure.

The Timken® Wind Energy Lubrication System – HP provides continuous lubrication via an economical series-progressive method using the conventional method of pressure purging of old grease.



◀ Fig 1

The Wind Energy Lubrication System brings you the option of two pumps:

The first option features a single pump capable of working with either series-progressive or injector-based lubricant delivery methods (Fig.1).

The second option features a single pump using a multiline lubricant delivery method; this cuts out the need for injectors and divider valves (Fig.2).




Fig 2 ▶

Stronger by design





ILS_AC_001_EN1



ILS_AX_001_EN1



ILS_GP_001_EN1



ILS_FK_002_EN1



ILS_RT_001_EN1



ILS_SB_001_EN1




ILS_HD_001_EN2



ILS_KP_001_EN1



ILS_SB_002_EN1



ILS_SB_003_US1



ILS_SP_001_EN1



ILS_TR_001_EN1

INTERLUBE

A TIMKEN Brand

UK Headquarters:
Timken ILS Limited

St Modwen Road, Parkway Industrial Estate,
Plymouth, Devon, England PL6 8LH

Tel: +44 (0)1752 676000
Fax: +44 (0)1752 676001
info@interlubesystems.com
www.interlubesystems.com

Timken ILS Dayton
Limited (USA)

Timken ILS Dayton Limited (USA), Mid
States Building, 4696 Wadsworth Road,
Dayton, Ohio 45414, USA

Tel: +1 (937) 276 4507
Tel: +1 (888) 488 5823
Fax: +1 (937) 276 4518
info@interlubeusa.com
www.interlubeusa.com

Interlube (Malaysia)

Sdn Bhd, No 30 Jalan Apollo U5/189, Bandar
Pinggiran Subang, Seksyen U5, 40150 Shah
Alam, Selangor, Malaysia

Tel: +603 7845 56577
Tel: +603 78316577
Fax: +603 7845 5377
interlube@unifi.my
www.interlubesystems.com

Interlube (China)

No:15 1st Ping Dong Road
Nan Ping
Scientific & Technologica Park
Zhu Hai 519000, China

info@interlubesystems.com.cn
www.interlubesystems.com.cn